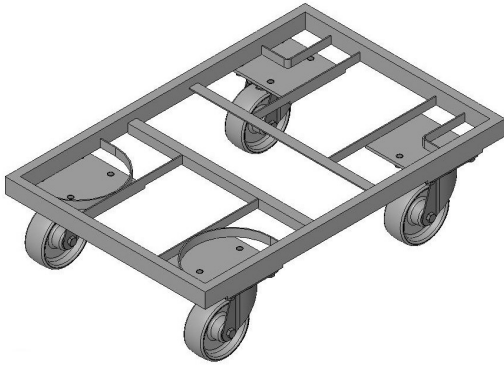


TROLLEYS INCH SIZE



Trolleys
BOF INCH I
 for **24 x 15 INCH BOXES**
 max. 250 kg / 550 lb (Pound)



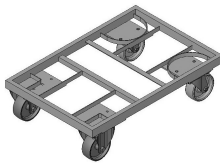
Item no. 146717-Sxxxx
 Centering inside edge of frame

For indoor transport of a stack of boxes
 Various wheel qualities (PP, rubber or PU-coated or ESD)

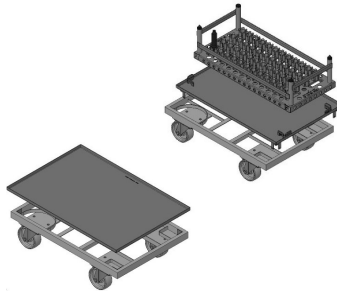
Suitable for transport pallets
 (see chapter LOGISTICS TRG)

Standard size 24 x 15 inch
 as well as 2 boxes size 15 x 12 inch


Optional products can be found
 in chapter ACCESSORIES



Item no. 146714-Sxxxx



Item no. 146710, Top tray,
 serves as drip tray



Item no. 146722-Sxxxx
 Centering inside edge of frame


Item no.	Product to be carried	Size of trolley and load	Centering of product	Wheels	Wheel design
146714-S0001 146714-S0002 146714-S0003	Box 24 x 15 inch Box 24 x 15 inch Box 24 x 15 inch	24 x 15 inch 24 x 15 inch 24 x 15 inch max. 250 kg	on inside edge of frame	PA ESD Hard plastic rubber all Ø 100 mm	2 swivel and 2 fixed castors
146717-S0001 146717-S0002 146717-S0003	Box 24 x 15 inch Box 24 x 15 inch Box 24 x 15 inch	24 x 15 inch 24 x 15 inch 24 x 15 inch max. 250 kg	on inside edge of frame	PA ESD Hard plastic rubber all Ø 100 mm	4 fixed castors
146722-S0001 146722-S0002 146722-S0003	Box 24 x 15 inch Box 24 x 15 inch Box 24 x 15 inch	24 x 15 inch 24 x 15 inch 24 x 15 inch max. 250 kg	with drawbar on inside edge of frame	PA ESD Hard plastic rubber all Ø 100 mm	2 swivel and 2 fixed castors

Other models / dimensions on request.

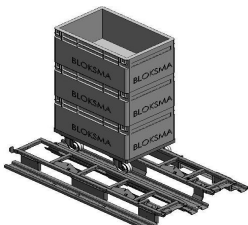
TROLLEYS INCH SIZE



Trolleys BOF INCH II for 30 x 24 INCH BOXES max. 500 kg / 1.100 lb



Item no. 146723



Item no.
146725



Item no.
139211

For indoor transport of a stack of boxes

Various wheel qualities (PP, rubber or PU-coated or ESD)

Suitable for transport pallets (see chapter LOGISTICS TRG)

Standard size 24 x 15 inch as well as 2 boxes size 15 x 12 inch

Optional products can be found in chapter ACCESSORIES

Item no.	Product to be carried	Size of trolley and load	Centering of product	Wheels	Wheel design
146723 146724	1 box 30 x 24 inch or 2 boxes 24 x 15 inch	30 x 24 inch max. 1.100 lb (Pound)	on inside edge of frame	PA PA	3 swivel und 2 fixed castors 4 fixed castors
146726	1 box 30 x 24 inch or 2 boxes 24 x 15 inch	30 x 24 inch max. 1.100 lb (Pound)	with drawbar on inside edge of frame	rubber	3 swivel und 2 fixed castors

Accessories – transport pallet and push holders

Item no.	Product to be carried	Size of trolley and load	Remark
146725	4 trolleys 24 x 15 inch or 2 trolleys 30 x 24 inch	max. 1.000 kg max. 2.200 lb (Pound)	Trolleys will be locked on the pallet
139211	empty or very low trolley stacks		Push holders for trolleys

Other models / dimensions on request.


BLOKSMA

MATERIAL FLOW

TROLLEYS INCH SIZE



Trolleys
BOF INCH III
 for 48 x 45 and
48 x 32 INCH BOXES
 max. 500 kg / 1.100 lb




For indoor transport of a stack of pallet cage, bulk containers, GLT

Various wheel qualities (PP, rubber or PU-coated or ESD)

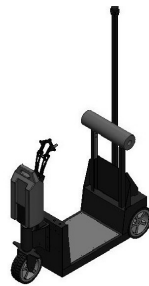
Designed for various boxes / containers (work piece carriers, boxes, wire baskets or similar)

Various material available (steel, stainless steel, aluminium)

Item no. 202356



Item no. 202357



Push-Pull-Assistent
 for Milkrun-System

Item no.	Product to be carried	Centering of product	Wheels	Wheel design
202356	Pallet cage / GLT 32 x 30 inch	Centering angle	Ø 4,9 inch – PA	4 swivel castors
202357	Pallet cage / GLT 48 x 32 inch	Centering angle	Ø 4,9 inch – PA	4 swivel castors

Other models / dimensions on request.